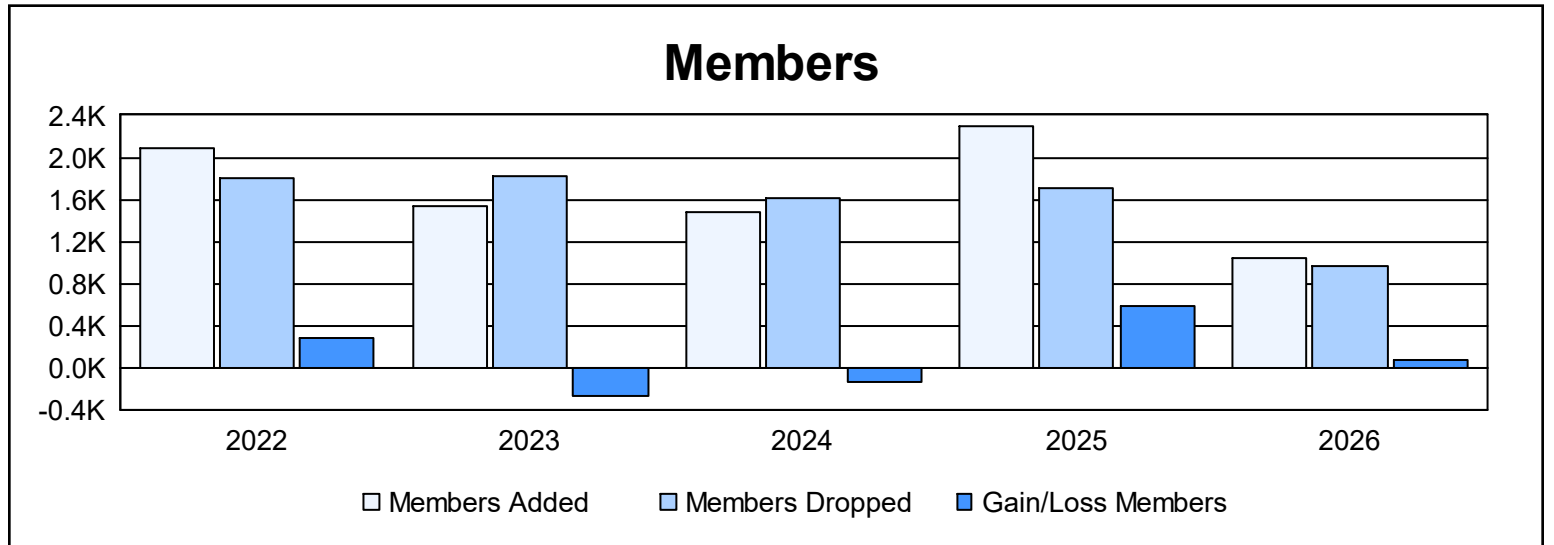
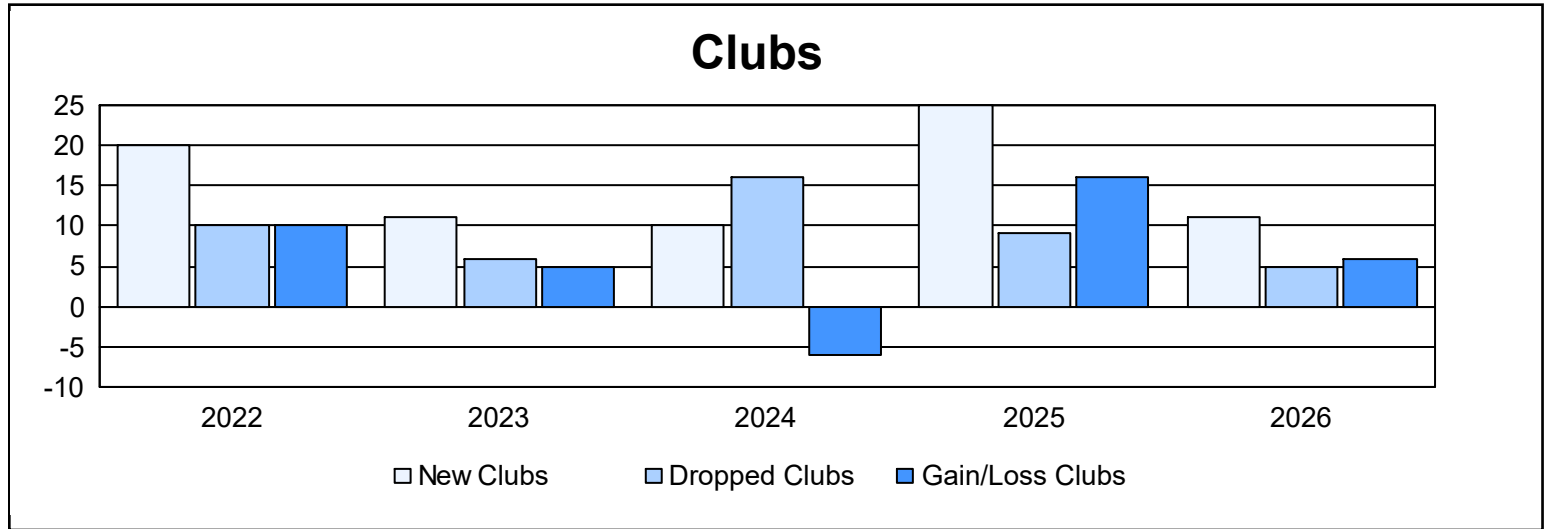


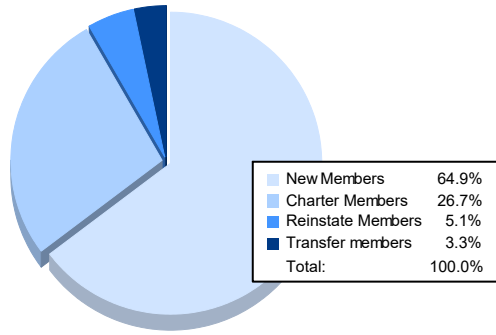
Multiple District D

As of March 2026 Cumulative

| Year | New Clubs | Dropped Clubs | Gain/ Loss Clubs | New Members | Charter Members | Reinstate Members | Transfer Members | Total Member Added | Total Members Dropped | Gain/ Loss Members |
|----------------|-----------|---------------|------------------|--------------|-----------------|-------------------|------------------|--------------------|-----------------------|--------------------|
| 2021-2022 | 20 | 10 | 10 | 1,336 | 655 | 54 | 42 | 2,087 | 1,804 | 283 |
| 2022-2023 | 11 | 6 | 5 | 1,037 | 338 | 136 | 32 | 1,543 | 1,814 | -271 |
| 2023-2024 | 10 | 16 | -6 | 1,043 | 286 | 96 | 53 | 1,478 | 1,616 | -138 |
| 2024-2025 | 25 | 9 | 16 | 1,351 | 632 | 234 | 72 | 2,289 | 1,705 | 584 |
| 2025-2026 | 11 | 5 | 6 | 679 | 280 | 53 | 35 | 1,047 | 969 | 78 |
| Average | 15 | 9 | 6 | 1,089 | 438 | 115 | 47 | 1,689 | 1,582 | 107 |



Membership Composition March 2026 Cumulative



Gender Composition March 2026 Cumulative

